

Special thanks to Richard Gunther for all the art work. Richard's website is - <http://www.richardgunther.org/>, and to Harry Lorayne (<https://www.harrylorayne.com/>) for the use of 'how it works.'

Scripture taken from the Holy Bible, NEW INTERNATIONAL VERSION®, NIV® Copyright © 1973, 1978, 1984, 2011 by Biblica, Inc.® Used by permission. All rights reserved worldwide. NEW INTERNATIONAL VERSION® and NIV® are registered trademarks of Biblica, Inc. Use of either trademark for the offering of goods or services requires the prior written consent of Biblica US, Inc.

All rights reserved. This book or any portion thereof may not be reproduced or used in any manner whatsoever without the express written permission of the publisher except for the use of brief quotations in a book review

[www.picturethescripture.com](http://www.picturethescripture.com)

Copyright © 2010 Mark Hendrick

Set 03 – Philippians through Revelation

# Welcome to “Picture the Scripture”

[picturethescripture.com](http://picturethescripture.com)

My goal for using this method is to remember one fact, or verse, in every chapter of the Bible.

To remember chapters in the bible, we need a system to be able to picture numbers. Numbers are hard for people to remember. What I’m now going to share with you will help you not only with the bible, but with anything you want to remember. It’s known as the ‘phonetic alphabet’. By knowing this system, it will allow us to turn numbers into words. These words become a ‘peg’ to which we can attach the things we want to remember. You could use this system to learn phone numbers, bible references, addresses, playing cards, and many other things.<sup>1</sup>

## HOW IT WORKS

There are 10 consonant sounds for the digits 0-9. Equate the numbers with these following sounds:

| NUMBER | LETTER/SOUND      |
|--------|-------------------|
| 1      | t, d              |
| 2      | n                 |
| 3      | m                 |
| 4      | r                 |
| 5      | l                 |
| 6      | j, soft g, sh, ch |
| 7      | k, hard c, hard g |
| 8      | f, v, ph          |
| 9      | p, b              |
| 0      | z, s, soft c      |

<sup>1</sup> Thanks to Harry Lorayne (<https://www.harrylorayne.com/>) for the use of ‘how it works.’

Here’s an easy way to remember the numbers for each sound:

- 1 t, d - Show number 1 by holding up your index finger. Now do that with each hand. If you put on index finger cross ways over the other one, you have the letter ‘t’. Number 1 is the letter ‘t.’ Then think of football. When a team makes a touchdown, we call that a ‘TD.’ That will help you remember that ‘t’ and ‘d’ represent the number one.
- 2 n - The letter ‘N’ has two downstrokes. Hold up two fingers, then turn it upside down. What letter has a single hump? The letter ‘N.’
- 3 m – ‘M’ has three downstrokes. One way to remember this is the 3M corporation. Start by holding up three fingers, then turn them upside down. What letter has two humps? The letter ‘M.’
- 4 r - To remember four, simply think of the last letter in the word ‘four,’ the letter ‘R.’
- 5 l - Hold up your hand with all fingers tightly together, except the thumb. Extend the thumb down as far as you can. See how this forms the letter ‘L?’ Also, you can remember that the Roman numeral for 50 is ‘L.’
- 6 j, g (soft) ‘sh,’ ‘ch’ - If one were to reverse the shape of the number 6, and open it at the bottom, it would look like the letter ‘J.’ To help you memorize the remaining sounds, remember this saying: JESUS is a GIANT who SHALL CHANGE you. The sounds for ‘6’ are underlined.
- 7 k, c (hard) g (hard) - Visualize a ‘K’ drawn with two 7s. While the number on the left is normal, the 7 on the right is reversed and leaning to the left. To help you memorize the rest of the sounds, remember this saying: GO KICK A COW.



8 f, v, ph - A cursive f has two loops like an '8'. To help you memorize the remaining sounds, remember this saying: A PHONE ATE FRUITS AND VEGETABLES. The word 'ate' will help you remember this association with the letter '8.'

9 p, b – The shape of the letter 'P' reversed resembles the number '9.' To help you memorize the remaining sounds, remember this saying: A PUPPY is a BABY dog.

0 z, s, soft c - "Zero" begins with the letter 'Z.' To help you memorize the remaining sounds, remember this saying: "the ZOOS are full of CENTS instead of animals."

#### APPLICATION

Now that you're familiar with the sounds, we can begin associating whole ideas.

For each book of the Bible memorized, visualize all the images taking place at a specific location. For instance, my nephew is named Matthew, therefore all my Matthew pictures will be taking place at his house, in his yard.

This is important because, as you continue to memorize, some of the same key words will be used for other chapters in different books of the Bible. If you don't associate the image with a particular place, it could be confusing as you learn more pictures for different books of the Bible.

*Here is an example using the book of Joel:*

Associate the first letter of the book – 'J.' Next, associate the chapter number. With these two sounds, create a key picture (word or image) for that chapter. Now you can visualize and associate all kinds of things in the chapter with your picture:

| CHAPTER | BEGINNING LETTER | SOUND           | PICTURE         |
|---------|------------------|-----------------|-----------------|
| Joel 1  | J                | 1 is 't' or 'd' | Jet             |
| Joel 2  | J                | 2 is 'n'        | Jane – (Tarzan) |
| Joel 3  | J                | 3 is 'm'        | Jam (door jam)  |

---

### "Picture The Scripture"

Available in 12 sets:

- Set 01 - Matthew through John
- Set 02 – Acts through Ephesians
- Set 03 – Philippians through Revelation
- Set 04 – Genesis & Exodus
- Set 05 – Leviticus through Deuteronomy
- Set 06 – Joshua through 2 Samuel
- Set 07 – 1 Kings through 2 Chronicles
- Set 08 – Ezra through Job
- Set 09 – Psalms
- Set 10 – Proverbs through Isaiah
- Set 11 – Jeremiah through Ezekiel
- Set 12 – Daniel through Malachi

## Philippians

| CHAPTER  | BEGINNING<br>LETTER | SOUND | PICTURE    |
|----------|---------------------|-------|------------|
| Philip 1 | P                   | 1     | pita       |
| Philip 2 | P                   | 2     | piano      |
| Philip 3 | P                   | 3     | PM (clock) |
| Philip 4 | P                   | 4     | pier       |

## Colossians

| CHAPTER | BEGINNING<br>LETTER | SOUND | PICTURE      |
|---------|---------------------|-------|--------------|
| Col 1   | C                   | 1     | cat          |
| Col 2   | C                   | 2     | can          |
| Col 3   | C                   | 3     | comb         |
| Col 4   | C                   | 4     | core (apple) |

# PICTURE THE SCRIPTURE




# PHILIPPIANS

**Philippians 1**

**P 1 pita**

A pita has its hands all chained up. The chained hands are pointing to a cross.

Paul was in chains. The cross, our picture for Christ is being pointed at because the chains are for Him.




*Verse 13 As a result, it has become clear throughout the whole palace guard and to everyone else that I am in chains for Christ.*

**Philippians 2**

**P 2 piano**

A piano with one hand is holding straight up in the air a shining star. With the other hand, it's holding out a book with the word "LIFE" on it.

We shine like stars when we hold out the word of life. The book with the word "LIFE" on it will recall 'word of life.' The book is being held out, not up.



*Verse 15-16 ...so that you may become blameless and pure, children of God without fault in a crooked and depraved generation, in which you shine like stars in the universe as you hold out the word of life—in order that I may boast on the day of Christ that I did not run or labor for nothing.*

**Philippians 3**

**P 3 PM (clock)**

A clock is placing a brain on a globe of the earth.

Brain is our picture for the word 'mind.' The globe of earth will help you recall the word 'earth' in verse 19, which is where they put their minds.

**Verse 19**

*Their destiny is destruction, their god is their stomach, and their glory is in their shame. Their mind is on earthly things.*




**Philippians 4**

**P 4 pier**

On the end of a pier, we have a cross standing. Stuck through the cross is a can. On the can we also see an eyeball.

The eye on the can is for 'I can.' The can is stuck 'through' the cross. Cross is our picture for Christ. 'I can through Christ.'




**Verse 13** *I can do everything through him (Christ) who gives me strength.*

**Congratulations!**  
**You've made it through**  
**the book of Philippians!**  
**Review the pictures.**  
**The sweet thing about it is,**  
**you can review as you go**  
**about your business for the**  
**day. It won't take long to**  
**run through the complete**  
**book!**

# **PICTURE**

# **THE SCRIPTURE**



# **COLOSSIANS**




**Colossians 1**

**C 1 cat**

This cat looks like he's swallowed a cross as we see that shape coming through him. The cat is carrying a hope chest on one shoulder. Sticking out of the chest is an American flag.

The shape of the cross in the cat is for 'Christ in you.' Remember cross is for Christ. The hope chest is for the word 'hope.' The American flag is old glory, which will picture for you the word 'glory.'

Christ in you is the hope of glory.



*Christ in you, the hope of glory.*


*Verse 27  
To them  
God has  
chosen to  
make  
known  
among the  
Gentiles the  
glorious  
riches of  
this  
mystery,  
which is*

**Colossians 2**

**C 2 can**

A can is carrying a treasure chest. The top of the chest is open. Inside the chest we see a Cross lying like he's taking a bath. Also in the chest we see treasures and an owl.

Cross is our picture for Christ. The treasure chest is for 'treasure.' Owl is our picture for 'wisdom.'  
In Christ are the treasures of wisdom.




*Verse 2-3 My purpose is that they may be encouraged in heart and united in love, so that they may have the full riches of complete understanding, in order that they may know the mystery of God, namely, Christ, in whom are hidden all the treasures of wisdom and knowledge.*

**Colossians 3**

**C 3 comb**

**A comb is placing a heart on a shelf that's above the combs head.**

**We are to set our hearts on things above.**



**Verse 1** *Since, then, you have been raised with Christ, set your hearts on things above, where Christ is seated at the right hand of God.*

**Colossians 4**

**C 4 core (apple core)**

**An apple core is holding up a saltshaker. Out of the shaker some salt is coming out and going onto the lips of the core.**

**Salt on lips. We associate our lips with our conversation. Our conversation is to be seasoned with salt.**



**Verse 6**  
*Let your conversation be always full of grace, seasoned with salt, so that you may know how to answer everyone.*

See how easy that was? **Imagine** learning the whole Bible, 1189 chapters and being able to recall any chapter in just seconds.

## Great For Individuals, Families, Churches and Homeschooling

### **By Using Pictures, you are able to:**

1. Associate words with everyday objects
2. Absorb more information in a shorter period of time
3. Recall more information
4. Recall information faster
5. Retain information for a longer period of time
6. Teach concepts to students of all ages.

*I have really been enjoying Picture the Scripture while sharing it with friends and students! I have found it helpful to phrase it like this when teaching: "I am teaching the kids a secret code to memorize the narrative of Scripture! Once you learn the secret code, you will have the tools to help you remember the topic of each chapter of the Bible." I am really enjoying the work of your hands! Thank you for being faithful in what God has called you to do! -Charlyn*

*I've always wanted to internalize Scripture but I've felt like my memory wasn't good enough to do it, or I wasn't willing to put in the hours of work it would take to memorize Scripture. This system makes this process easy to learn and remember every chapter of the Bible. - Steven*

Mark Hendrick is known as a husband, father, papa, and pastor. Mark experiences joy when he sees others walk in the truth of God's Word. If you plant an apple seed, you get an apple tree. If you plant nothing, you do not get nothing - instead, you get weeds. The Word must be planted in us and received with humble hearts. (James 1:21). May this book series inspire you and help you to always share and speak His Word. "Impress them on your children. Talk about them when you sit at home and when you walk along the road, when you lie down and when you get up." (Deuteronomy 6:4-8). There is a big difference between "believing in God" and "believing God." Christ is worthy of our full devotion and love. May your life become a picture of what the Scripture looks like!